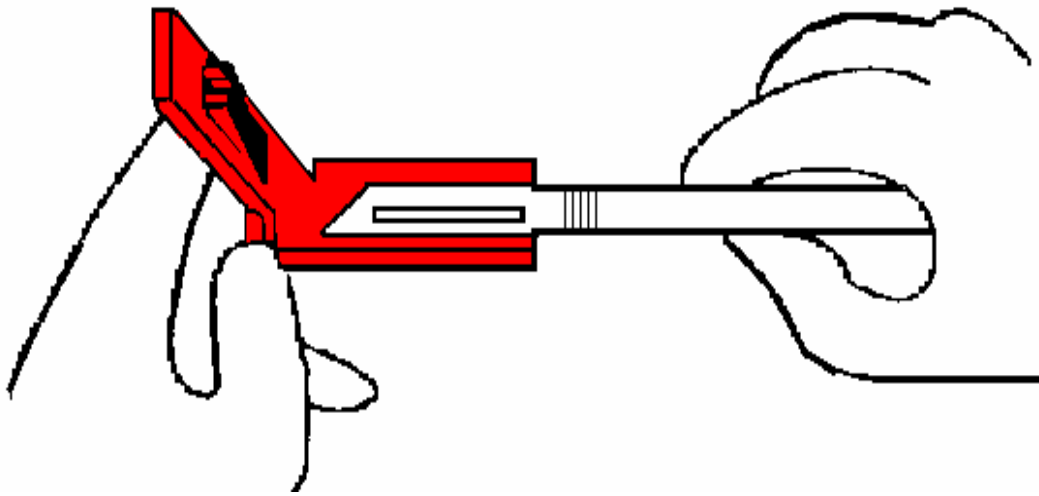


BLADE-SAFE™

Surgical Blade Remover



- . Cost Competitive**
- . Removes surgical blades quickly and easily.**
- . User Friendly**
- . Protects against accidental cuts.**
- . Disposable, one time use.**

Mason Tayler Medical

888-270-7494

Blade-Safe™

Surgical Blade Remover

Figure 1 - Sharp edge to right of Blade-Safe.

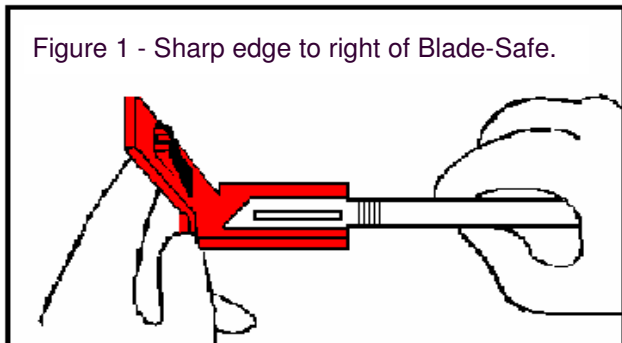
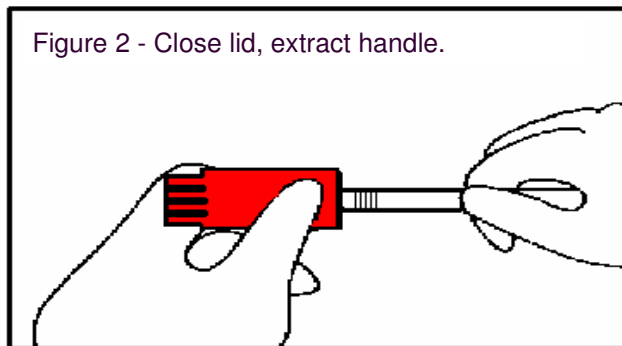


Figure 2 - Close lid, extract handle.



BLADE-SAFE is designed to remove surgical blades safely from scalpel handles, thus preventing sharps injuries to the healthcare professional. Works efficiently with #3 and #4 handles to remove scalpel blades #10 through #23.

Step 1: Place open **BLADE-SAFE** on stable flat surface. Locate blade in device, face down, with sharp edge towards the right of **BLADE-SAFE** container, so that handle fits snugly in opening. Blade will seat on the bottom with the handle surface on top. *See Figure 1*

Step 2: Holding handle steady, snap both sections of lid closed. Check to see that lid is evenly seated. The lid will not close completely if the blade is inserted incorrectly.

Step 3: Holding closed **BLADE-SAFE** securely between thumb and forefinger apply downward pressure to thumb grips and pull handle straight away from device (Do not bend or twist handle). Check that scalpel blade has been removed when handle is disengaged from **BLADE-SAFE**. *See Figure 2. DISPOSE OF BLADE-SAFE.*

Item #	Description	Units
MTM 100	Non-Sterile (Steam autoclavable and Gas Sterilizable)	100/box - 400/cs
MTM 101	Sterile Singles	50 pks/box - 200/cs
MTM 103	Sterile 3's	30 pks/box - 120 pks/cs

Visit our Website at:
www.masontaylor.com

For additional information or to place an order,
please feel free to contact:

1-888-270-7494 / 716-883-8097
or Fax: 716-883-8099

Email: masontaylor@worldnet.att.net



Mason
Taylor

MEDICAL PRODUCTS CORP.
1083 Delaware Ave., Buffalo, NY 14209 USA



We accept
Visa and Mastercard

